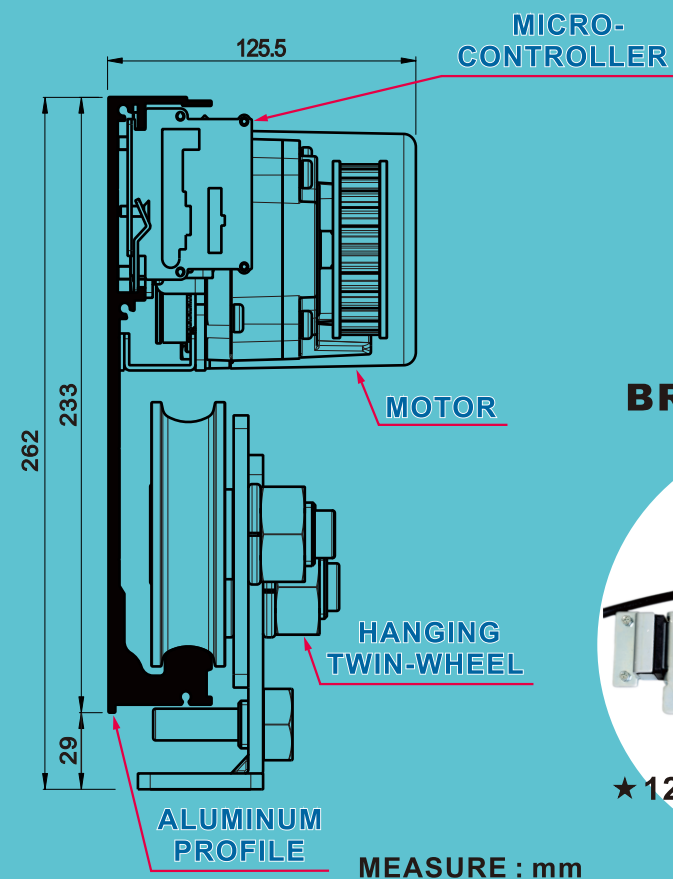


H-8 **HEAVY DUTY DOOR** *AUTOMATIC DOOR SYSTEM SERIES*


 KING TA HAN TECHNOLOGY CO. LTD.

Location: Kaohsiung, Taiwan
 Global Website: <http://www.kth-automaticdoor.com>
 E-mail address: export@kthtw.com
kth@kthtw.com

KTH H-8 HEAVY DUTY DOOR



BRUSHLESS DC MOTOR



★ 120W BRUSHLESS DC MOTOR

DURABLE HANGERS

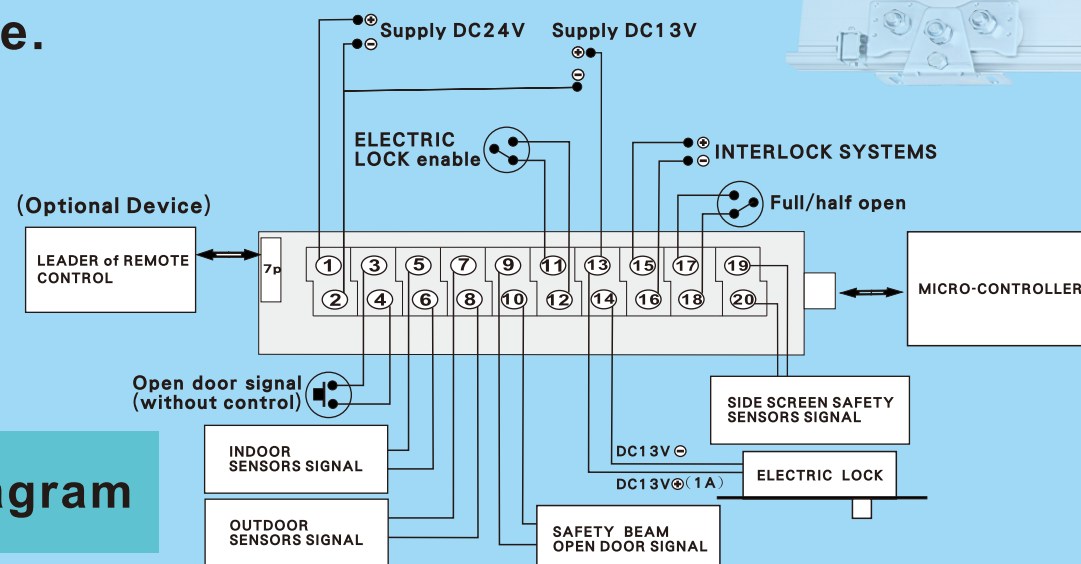


MICRO-CONTROLLER



★ Intelligence operator provides 8 functions of door's motions.

- Install in factories, hospitals , airports, military bases and other high security areas to be protected.
- Special tracks and wheels, carrying heavier and more stable.
- Using a large radius of the pulley and greatly reduce noise and enhance the useful time.



H-8 Wiring diagram

| TYPE | H-8 | |
|----------------------------------|---|-----------------|
| MODEL | SINGLE-WINGED | BI-PARTING |
| DOOR WEIGHT | 500kg X1(DOOR) | 400kg X2(DOOR) |
| DOOR WIDTH | 500mm~6000mm | 500mm~6000mm |
| INSTALL WAY | SURFACE INSTALL | SURFACE INSTALL |
| MOTOR | DC24V 120W BRUSHLESS DC MOTOR | |
| CONTROL | STANDARD MICRO-CONTROL | |
| POWER CONSUMPTION | 120W | |
| VOLTAGE | AC100V~240V | |
| ENVIRONMENTAL TEMPERATURE | -20℃~+50℃ | |
| VOLUME | 60 DECIBEL(MAX.) | |
| STARTING SPEED | 300mm/SEC. | 250mm/SEC. |
| STARTING TIMES | 0~20 SEC. (REGULABLE) | |
| TRANSMISSION IMPORTANT CONDITION | RACK BELT S8M | |
| OPENING DOOR RANGE | FULL/HALF-OPEN (REGULABLE) | |
| PFC POWER EFFICIENCY | 0.95(IN AC100V FULL LOAD) | |
| TRACTION FORCE | WHEN POWER OFF THE DOOR CAN BE OPENED BY MANUAL | |